

# SACRAMENTO COUNTY INCENTIVE PROJECT SAMPLE SUPPORTING DOCUMENTS



BUILDING EV INFRASTRUCTURE

FEBRUARY 10, 2020



# Sample Supporting Documents

## Table of Contents

Best Practices.....	3
Proof of Payment.....	3
Larger Construction Projects .....	3
Authorities Having Jurisdiction (AHJs).....	3
Site Verification Form .....	4
Signed Application Form .....	5
Design Invoice.....	6
Permit.....	7
Equipment Purchase Invoice.....	8
Installation Purchase Invoice .....	9
Final Inspection Card .....	10
Two Photos of Installed and Operational Equipment .....	11
Photo of Equipment Serial Number .....	12
Copy of Network Agreement with Minimum Term .....	13
Copy of Utility Service Order (if applicable) .....	14

# Sample Supporting Documents

## Best Practices

All scans or photos of supporting documents must be legible and include all pages and sections, unless otherwise specified.

## Proof of Payment

All invoices are required to have proof of payment, such as a paid stamp, with a payment date.

Receipts, wire transfers or cashed checks with corresponding bank statements and a payment date may be used to supplement proof of payment.

## Larger Construction Projects

For larger construction projects, work and associated costs pertaining to the EV charger project should be specifically listed and identified on all invoices.

## Authorities Having Jurisdiction (AHJs)

AHJ applicants may alternatively submit other documents in lieu of the following:

<b>REQUIRED</b>	<b>ALTERNATIVE</b>
DESIGN INVOICE	AHJs with in-house design work may alternatively submit a description of design work on official AHJ letterhead supplemented by an invoice or other accounting document(s) clearly showing incurred design costs and the dates the costs were incurred. The installation site address must be listed.
PERMIT	A letter on official AHJ letterhead explaining the AHJ is a self-permitting agency and that a permit for the approved EV charger project at the installation site is not required. The installation site address must be listed.
INSTALLATION PURCHASE INVOICE	AHJs with in-house installation may alternatively submit a description of the installation work on official AHJ letterhead supplemented by an invoice or other accounting document(s) clearly showing incurred installation costs and the dates costs were incurred. The installation site address must be listed.
FINAL INSPECTION CARD	A letter on official AHJ letterhead explaining the AHJ is a self-permitting agency and that the approved EV charger project at the installation site is complete and in compliance with all municipal laws, rules, codes and regulations. The installation site address must be listed.

# Sample Supporting Documents


## Site Verification Form

(Required if the applicant organization receiving the rebate is NOT the site owner)

- ✓ A completed Site Verification Form must have all fields filled out.
- ✓ Digital signatures must be manual and can include signing with a pen or cursor. Digital signature stamps without a manual signature are not accepted.

### Sample

**Sacramento County**  
**Site Verification Form**



Sacramento County Incentive Project Applicants that do not own the property where the proposed installation site is located, must provide authorization, to the satisfaction of the Center for Sustainable Energy ("CSE"), that the installation work is authorized by the Owner of the real property and the Applicant. Each Owner and each Applicant must complete, sign, and submit this form to CSE. CSE reserves the rights to require that Applicant and Owner provide such further information as CSE may require to review and approve of Applicant's application.

Sacramento County Incentive Project promotes easy access to zero-emission vehicle infrastructure by offering rebates for the purchase and installation of eligible DC Fast Chargers and Level 2 chargers. Rebates of up to \$80,000 per DC Fast Charger and up to \$6,500 per connector for Level 2 Chargers are available. More information is available at: <https://calevip.org/incentive-project/sacramento-county-incentive-project>.

Under Sacramento County Incentive Project, the Applicant is the organization that will receive the rebate (Rebate Recipient).

**APPLICANT.** Please complete as follows:

Applicant/Organization Name (Rebate Recipient):

Application Number (e.g., C-00000):

Installation Site Address:

City:  State:  ZIP Code:

Applicant hereby represents and warrants to CSE: (i) that all the foregoing information is true and correct; and (ii) that the undersigned has been duly authorized by Applicant to execute and submit this Site Verification Form to CSE. Applicant acknowledges and agrees that CSE is relying on Applicant's foregoing certifications in reviewing and approving of Applicant's application.

Signature of Authorized Representative of Applicant:

Name:  Title:

Date:



**PROPERTY OWNER.** Please complete as follows:

The undersigned, on behalf of  ("Owner"), hereby represents and warrants to CSE: (i) that Owner is the vested owner of the real property located at  ("Property"); (ii) that Owner has consented to Applicant's installation of certain EV charging station equipment at the Property; and (iii) that the undersigned has been duly authorized to execute and submit this Site Verification Form to CSE. Owner acknowledges and agrees that CSE is relying on Owner's foregoing certifications in reviewing and approving of Applicant's application.

Signature of Authorized Representative of Owner:

Name:  Title:

Date:




CSE-CALeVIP-062019

# Sample Supporting Documents

## Signed Application Form

- ✓ A completed Application Form must have all fields filled out.
- ✓ Only the single signature page is required.
- ✓ Digital signatures must be manual and can include signing with a pen or cursor. Digital signature stamps without a manual signature are not accepted.

## Sample

Sacramento County Incentive Project Application Form		 BUILDING EV INFRASTRUCTURE	
If any of the information below is incorrect, please contact CALeVIP staff at <a href="mailto:sacramento-calevip@energycenter.org">sacramento-calevip@energycenter.org</a> .			
Project application number:			
Applicant name:			
Applicant email:			
Organization name:			
Applicant type:			
Installation street address:			
City:	State:	ZIP:	County:
Mailing address:			
Site use:			
<i>Please review all charger equipment on the following page.</i>			
By signing this form, the applicant agrees to the following: <ol style="list-style-type: none"><li>1. I understand that the Energy Commission reserves all rights and remedies available under the law to enforce the Sacramento County Incentive Project Requirements.</li><li>2. I acknowledge that I have read, understand, and agree to be bound by the Sacramento County Incentive Project Requirements as outlined within this Rebate Application Form.</li></ol>			
I certify, under the penalty of perjury, that the information provided herein and all supporting documentation is true, accurate, and complete.			
Name of applicant or authorized representative:		Total reserved rebate amount:	
Signature:		Date:	
			
<small>(REV 04/19)</small>			

# Sample Supporting Documents

## Design Invoice

A completed copy of the paid design invoice includes the following:

- ✓ Installation site address
- ✓ Purchaser name
- ✓ Description of design and engineering work
- ✓ Required signatures, if applicable
- ✓ An itemization of eligible costs, and if applicable, all credits, discounts and incentives received
- ✓ Proof of payment with a payment date (see [Best Practices](#))

## Sample

**INVOICE**

██████████  
CA License # ██████████

██████████

Invoice Number: ██████████  
Date: ██████████

**Bill To Address**  
██████████  
██████████

**Site Address**  
██████████  
██████████

Product Name	Product Description	Price
Engineering Design	Electrical Engineering Design & Drawing. Planning and Engineering design for development of drawings and plans meeting the American with Disabilities Act requirements for EV DCFC chargers and necessary project signage.	\$ ██████████
	Total	\$ ██████████

**PAID**  
5/8/19

*Thank you for your Business!!*

# Sample Supporting Documents

## Permit

An issued permit includes the following:

- ✓ Installation site address
- ✓ Project description (e.g., EV charger installation)
- ✓ Issued date and/or status, if applicable
- ✓ All required signatures, if applicable

## Sample

<table border="1" style="width: 100%; border-collapse: collapse;"> <tr> <td style="text-align: center;"><b>BUILDING PERMIT #</b></td> </tr> <tr> <td><b>JOB SITE ADDRESS (FORMER PERMIT #)</b> :</td> </tr> <tr> <td><b>APN</b></td> </tr> <tr> <td><b>APPLICANT</b></td> </tr> <tr> <td><b>OWNER</b></td> </tr> <tr> <td><b>CONTRACTOR</b></td> </tr> <tr> <td><b>ARCHITECT OR ENGINEER</b></td> </tr> <tr> <td><b>DESCRIPTION OF WORK</b> INSTALLATION OF 2 ELECTRIC CAR CHARGING STATIONS</td> </tr> <tr> <td><b>USE</b> 437 Additions and Alterations - Nonresidential and non</td> </tr> <tr> <td><b>OCCUPANCY</b></td> </tr> <tr> <td>Zoning:                      Tract:                      Lot #:</td> </tr> <tr> <td>Total Valuation:</td> </tr> <tr> <td>Building SF:</td> </tr> <tr> <td>Garage SF:</td> </tr> <tr> <td>Patio SF:                      .....</td> </tr> <tr> <td style="text-align: center;"><b>DESCRIPTION OF FEES</b></td> </tr> </table>	<b>BUILDING PERMIT #</b>	<b>JOB SITE ADDRESS (FORMER PERMIT #)</b> :	<b>APN</b>	<b>APPLICANT</b>	<b>OWNER</b>	<b>CONTRACTOR</b>	<b>ARCHITECT OR ENGINEER</b>	<b>DESCRIPTION OF WORK</b> INSTALLATION OF 2 ELECTRIC CAR CHARGING STATIONS	<b>USE</b> 437 Additions and Alterations - Nonresidential and non	<b>OCCUPANCY</b>	Zoning:                      Tract:                      Lot #:	Total Valuation:	Building SF:	Garage SF:	Patio SF:                      .....	<b>DESCRIPTION OF FEES</b>	<p>City of [REDACTED]  <b>BUILDING DEPARTMENT</b>  [REDACTED]</p> <p style="text-align: center;"><b>LICENSED CONTRACTORS DECLARATION</b></p> <p>I hereby affirm that I am licensed under the provisions of Chapter 9 (commencing with Section 7000) of Division 3 of the Business and Professions Code, and my license is in full Force and effect.</p> <p>License Class                        License Number  Contractor                      <input checked="" type="checkbox"/>                      Date</p> <p style="text-align: center;"><b>OWNER-BUILDER DECLARATION</b></p> <p>I affirm that I am exempt from the Contractor's License Law for the following reason (Sec. 7031.5, Business and Professions Code: Any city or county which requires a permit to construct, alter, improve, demolish, or repair any structure, prior to its issuance, also requires the applicant for such permit to file a signed statement that he is licensed pursuant to the provisions of the Contractor's License Law (Chapter 9 (commencing with Section 7000) of Division 3 of the Business and Professions Code) or that he is exempt therefrom and the basis for the alleged exemption. Any violation of Section 7031.5 by any applicant for a permit subjects the applicant to a civil penalty of not more than five hundred dollars (\$500).)</p> <p>I, as owner of the property, or my employees with wages as their sole compensation, will do the work, and the structure is not intended or offered for sale (sec. 7044, Business and Professions Code). The Contractor's License Law does not apply to an owner of property who builds or improves thereon, and who does such work himself or through his own employees, provide that such improvements are not intended or offered for sale. If, however, the building or improvement is sold within one year of completion, the owner-builder will have the burden of providing that he did not build or improve for purpose of sale.</p> <p>I, as owner of the property, am exclusively contracting with licensed contractors to construct the project (sec. 7044 Business and Professions Code: The Contractor's License Law does not apply to an owner of property who builds or improves thereon, and who contracts for such projects with a contractor(s) licensed pursuant to the Contractor's License Law.)</p> <p>I am exempt Under Sec. _____, B.P.C. for this reason.</p> <p>Owner                      Date</p> <p style="text-align: center;"><b>WORKERS' COMPENSATION DECLARATION</b></p> <p>I hereby affirm under penalty of perjury one of the following declarations:  I have and will maintain a certificate of consent to self-insure for workers' compensation, as provided for by Section 3700 of the Labor Code, for the performance of the work for which this permit is issued.  <input checked="" type="checkbox"/> I have and will maintain workers' compensation, as required by Section 3700 of the Labor Code, for the performance of the work for which this permit is issued. My workers' compensation insurance carrier and policy number are:</p> <p><b>Carrier</b> _____  <b>Policy Number</b>   _____  (This section need not be completed of the permit is for one hundred Dollars (\$100) or less)</p> <p>I certify that in the performance of the work for which this permit is issued, I shall not employ any person in a manner so as to become subject to the workers' compensation provisions of Section 3700 of the Labor Code, I shall forthwith comply with those provisions.</p> <p><b>Applicant</b>                      <b>Date</b>  <b>WARNING: Failure to secure worker's compensation coverage is unlawful, and shall subject an employer to criminal penalties and civil fines up to one hundred thousand dollars (\$100,000), in addition to the cost of compensation, damages as provided for in section 3706 of the Labor Code, interest, and attorney's fees.</b></p> <p>I hereby affirm under penalty of perjury that there is a construction lending agency for the performance of the work for which this permit is issued (Sec. 3097, Civil Code)</p> <p><b>Lenders Name</b> _____  <b>Lenders Address</b> _____</p> <p>I declare under penalty of perjury that I have read this application and that the above information is true and correct. I agree to comply with all city and county ordinances and state laws relating to building construction, and hereby authorize representatives of this county to enter upon the above-mentioned property for inspection purposes.</p>
<b>BUILDING PERMIT #</b>																	
<b>JOB SITE ADDRESS (FORMER PERMIT #)</b> :																	
<b>APN</b>																	
<b>APPLICANT</b>																	
<b>OWNER</b>																	
<b>CONTRACTOR</b>																	
<b>ARCHITECT OR ENGINEER</b>																	
<b>DESCRIPTION OF WORK</b> INSTALLATION OF 2 ELECTRIC CAR CHARGING STATIONS																	
<b>USE</b> 437 Additions and Alterations - Nonresidential and non																	
<b>OCCUPANCY</b>																	
Zoning:                      Tract:                      Lot #:																	
Total Valuation:																	
Building SF:																	
Garage SF:																	
Patio SF:                      .....																	
<b>DESCRIPTION OF FEES</b>																	
<p>Department Approval                      Date                      Signature of Applicant or Agent                      Date</p>																	

# Sample Supporting Documents

## Equipment Purchase Invoice

A completed copy of the paid equipment purchase invoice includes the following:

- ✓ Equipment make, model and quantity
- ✓ Purchaser name
- ✓ Required signatures, if applicable
- ✓ An itemization of eligible costs, and if applicable, all credits, discounts and incentives received
- ✓ Proof of payment with a payment date (see [Best Practices](#))

### Sample

PAID INVOICE

**Please make check payable to** [REDACTED]

[REDACTED]

[REDACTED]

**Payment Terms**  
[REDACTED]

*Customer Name:* [REDACTED]

*Site Location:* [REDACTED]

Date: [REDACTED]

Invoice #: [REDACTED]

Reference #: [REDACTED]

For: [REDACTED]

Bill to: [REDACTED]

DESCRIPTION	AMOUNT												
The total cost of two (2) EVCS unit (s) / Service(s):													
Maker: <span style="background-color: black; color: black;">[REDACTED]</span>													
Model: <span style="background-color: black; color: black;">[REDACTED]</span>													
Services: <span style="background-color: black; color: black;">[REDACTED]</span> Network Service.													
Quantity: Two (2)													
Serial Numbers: <span style="background-color: black; color: black;">[REDACTED]</span>													
Comments:													
PAID INVOICE on 09/27/19	<table style="width: 100%; border-collapse: collapse;"> <tr> <td style="width: 15%;"><i>SUBTOTAL</i></td> <td style="width: 5%;">\$</td> <td style="width: 70%;"></td> <td style="width: 10%; text-align: right; background-color: black;"></td> </tr> <tr> <td><i>OTHER</i></td> <td></td> <td></td> <td style="text-align: right;">-</td> </tr> <tr> <td><i>TOTAL</i></td> <td>\$</td> <td></td> <td style="text-align: right; background-color: black;"></td> </tr> </table>	<i>SUBTOTAL</i>	\$			<i>OTHER</i>			-	<i>TOTAL</i>	\$		
<i>SUBTOTAL</i>	\$												
<i>OTHER</i>			-										
<i>TOTAL</i>	\$												





# Sample Supporting Documents

## Final Inspection Card

A final inspection card includes the following:

- ✓ Installation site address
- ✓ Final sign-off date for EV charger installation
- ✓ All required signatures, if applicable

## Sample

City of \_\_\_\_\_  
Development and Resource Management Department

**For Inspections Call:**

---

**INSPECTION RECORD CARD**

---

LOCATION \_\_\_\_\_ OWNER \_\_\_\_\_  
PERMIT \_\_\_\_\_ CONTRACTOR \_\_\_\_\_

The following inspections must be called for by the pertinent contractor; No electrical wiring, plumbing, heating, or structure members shall be covered until all rough inspections are made.

Building Section	Electrical Section	Plumbing/Mechanical Section
Compaction _____	Temporary Power Pole _____	On-Site Sewer _____
Ufer Ground _____	Temporary Power _____	Manholes _____
Foundation _____	Underground _____	Storm Drains _____
_____	_____	Catch Basins _____
_____	_____	On-Site Water _____
_____	Rough Wire _____	Chlorination Test _____
_____	_____	Thrust Blocks _____
_____	_____	Fire Main Rgh. _____
_____	_____	Fire Main / 200# test _____
_____	_____	Fire Hydrant Flush _____
_____	_____	U.G. Rough Water _____
_____	_____	Rough Waste _____
_____	_____	Rough Gas _____
_____	_____	Vents _____
_____	_____	Water Pipe _____
_____	_____	Condensate Drains _____
_____	_____	H.W. Insulation _____
_____	_____	Roof Drains _____
_____	_____	Ducts Partial _____
_____	_____	Ducts Complete _____
_____	_____	Fireplace Flue _____
_____	_____	A.C. Smoke Test _____
_____	_____	Comm. Hood Shaft _____
_____	_____	Comm. Hood Duct _____
_____	_____	Comm. Hood Wall _____
_____	_____	Fire Suppression Test _____
_____	_____	R. P. Device _____
_____	_____	Landscape Spkr. _____
_____	_____	Med. Gas Rgh. _____
_____	_____	Med Gas Test _____
_____	_____	_____
_____	Final Inspection _____	Gas Test _____
_____	<b>Fire Prevention:</b> _____	Temporary Gas _____
_____	_____	Gas Meter Clearance _____
_____	_____	Safe - to - Stock _____
_____	_____	Safe - to - Occupy _____
Final Inspection _____	_____	Mechanical Final _____
_____	_____	Plumbing Final _____

NOTE: Signature of Inspector after ALL items designates approval.  
See Reverse Side of this card for minimum FIRE PROTECTION REQUIREMENTS during construction. G-6

# Sample Supporting Documents

## Two Photos of Installed and Operational Equipment

Equipment photos must include the following:

- ✓ Required project labeling is clearly visible. Contact project implementers for stickers.
- ✓ All installed EV charger(s) included in your application must be photographed. Photos may include more than one EV charger.
- ✓ A complete view of the front of the installed operational and accessible EV charger(s). Partial or incomplete views will not be accepted.

### Sample



# Sample Supporting Documents

## Photo of Equipment Serial Number

Serial number photo(s) must include the following:

- ✓ The complete equipment serial number for each EV charger included in your application. For example, if you applied for and installed 10 EV chargers, you are required to submit a total of 10 photos.
- ✓ The serial number must be shown on the EV charger.

## Sample



# Sample Supporting Documents

## Copy of Network Agreement with Minimum Term

A completed network agreement includes the following:

- ✓ Execution of the agreement including all required signatures
- ✓ All pages and sections of the agreement, including the full contract
- ✓ Term length – the contract of your agreement may be supplemented by a paid invoice showing the term length
- ✓ The required term for Level 2 chargers is two years and the required term for DC fast chargers is five years

## Sample

Attachment B

ELECTRIC VEHICLE CHARGING SERVICES AGREEMENT  
BETWEEN

<div style="background-color: black; width: 100%; height: 40px; margin-bottom: 5px;"></div> <div style="background-color: black; width: 100%; height: 40px; margin-bottom: 5px;"></div> <p style="font-size: small;">(hereinafter "Provider")</p>	AND	<p style="font-size: small; margin-bottom: 5px;">Client Name _____</p> <p style="font-size: small; margin-bottom: 5px;">Client State of Incorporation _____</p> <p style="font-size: small; margin-bottom: 5px;">Client Address _____ (hereinafter "Client")</p>
---	-----	--

Client hereby engages Provider for the Term of this Electric Vehicle Charging Services Agreement (this "Agreement") and any renewals and/or extensions thereof, to provide the services described in the Terms and Conditions attached hereto as Exhibit A within the real property owned and/or leased by Client with property address(es) set forth below, and/or attached hereto:

(all property locations collectively referred to herein as the "Property").

Agreement Summary:

<p><b>Equipment Ownership.</b> The Parties agree that Provider shall own all right, title and interest in all of the electric vehicle charging infrastructure (the "Equipment") at the Property.</p> <p><b>Service &amp; Maintenance.</b> Provider agrees that it shall bear all costs associated with the service and maintenance of the Equipment and any Additional Equipment (as defined herein) at the Property for the Term of the Agreement (as defined in the attached <u>Exhibit A</u>).</p> <p><b>Electricity.</b> Client shall pay all electricity costs generated from the use of the Equipment and all Additional Equipment (as defined herein) on the Property.</p> <p><b>Term.</b> Three (3) years commencing on the latest date below; the Term shall automatically renew for one additional three (3) year term, upon written agreement by both parties in advance of the end of the then-current term.</p> <p><b>Revenue Payment.</b> Provider shall remit to Client fifty percent (50%) of the net profits generated by the Equipment installed as of the date of this Agreement, which shall include, but not be limited to, the gross revenues generated by electric vehicle charging fees and advertising, minus: (i) any and all taxes, (ii) transaction fees, and (iii) \$18.00 per month in network/connectivity fees related to the operation of the Equipment (the "Revenue Payment"). Any unpaid fees shall accrue to the next month.</p> <p><b>Site Exclusivity.</b> Client agrees that it will not contract with any other entity besides Provider to install, maintain, service or operate any electric vehicle charging equipment during the Term of this Agreement.</p> <p><b>Additional Equipment.</b> If, at any time during the Term of this Agreement, it should be determined that additional Equipment should be installed, either on the Property or at another Client-owned/managed location (the "Additional Equipment"), Provider shall have the exclusive right to provide the Additional Equipment at no cost to Client. Client shall pay installation</p>	<p>costs of any Additional Equipment, including all infrastructure and labor costs. Provider shall own all right, title and interest in all Additional Equipment, unless mutually agreed otherwise in writing. Client shall pay all electricity costs generated from the use of the Additional Equipment. All Additional Equipment shall be added to the Property list herein, and memorialized by both parties signing an Installation Date Acknowledgment Form, as described in <u>Exhibit A</u>.</p> <p><b>Additional Equipment Revenue Payment.</b> Provider shall remit to Client fifty percent (50%) of the net profits generated by any Additional Equipment installed after the date of this Agreement, which shall include but not be limited to, the gross revenues generated by electric vehicle charging fees and on-screen advertising, minus: (i) any and all taxes, (ii) transaction fees, and (iii) \$18.00 per month in network/connectivity fees related to the operation of the additional Equipment (the "Additional Equipment Revenue Payment"). Any unpaid fees shall accrue to the next month.</p> <p>By entering into this Agreement with Provider, Client agrees to be bound by all of the Terms and Conditions stated in <u>Exhibit A</u>. The parties hereto have executed this Electric Car Charging Services Agreement (inclusive of the terms listed on the applicable <u>Exhibit A</u>) on the last date written below.</p>
---	--


<p><b>CLIENT:</b></p> <p>By: _____</p> <p>Name: _____</p> <p>Title: _____</p> <p>Date: _____</p> <p>FEIN: _____</p>	<p><b>PROVIDER:</b></p> <p>By: _____</p> <p>Name: _____</p> <p>Title: _____</p> <p>Date: _____</p>
---	--

# Sample Supporting Documents

## Copy of Utility Service Order (if applicable)

- ✓ A completed utility service order includes the costs for design of service request from the utility planner.

## Sample

 <b>SOUTHERN CALIFORNIA EDISON</b> <small>An EDISON INTERNATIONAL® Company</small>		<b>Customer/Project Information Sheet</b> Date Received by SCE: _____	
<b>Individual or Business Name:</b> <small>(Customer / Developer – Tract DBA or LLC)</small>			
Address:		Email Address:	
City:	State:	Zip Code:	
Attn:		Phone No:	
<b>Legal Contact:</b> <small>(Individual responsible for signing contracts, paying fees and receiving potential refunds)</small>		Phone No:	
Address:		Email Address:	
City:	State:	Zip Code:	
<b>Primary Field / Site Superintendent / Job Contact:</b>			
Relationship to Project:		Phone No:	
E-mail Address:		FAX No:	
<b>Project Address:</b>			
City:		State:	Zip Code:
TG Map # or GPS		Major Cross Street:	
<b>Detailed Project Information</b>			
<b>Residential:</b> <input type="checkbox"/>	<b>Commercial:</b> <input type="checkbox"/>	<b>Industrial:</b> <input type="checkbox"/>	<b>Agricultural:</b> <input type="checkbox"/>
<b>Service Requested:</b> Overhead: <input type="checkbox"/> Underground: <input type="checkbox"/>		Indoor Cultivation <input type="checkbox"/>	
Tract:	Lot(s)	Mixed-Light Cultivation <input type="checkbox"/>	
<b>Is this project subject to Buy America Compliance?</b> Yes <input type="checkbox"/> No <input type="checkbox"/> Temporary Service Required: Yes <input type="checkbox"/> No <input type="checkbox"/>			
Approximate start work date for SCE crews:		Your Construction Start Date:	
Approximate date you would like the job completed and energized:			
Scope of Project:			
Solar or Generation Equipment to be installed (If yes, please attach additional descriptions/specifications): <input type="checkbox"/> Yes <input type="checkbox"/> No			
Electric Vehicle: <input type="checkbox"/> Charge Station <input type="checkbox"/> Plug-In Electric Vehicle (PEV)			
Panel Size (amps):		Service Voltage/Phase:	
Total Tons of A/C:	Total # of A/C Units:	Largest A/C Unit (tons):	
Total HP of Pumps:	Total # of Pump Units:	Largest Pump (HP):	
Installing Gas or Electric:	Heater:	Water Heater:	Range:
Square Footage of Buildings (if multiple buildings give all footages): <small>Homes over 5000 sq ft larger lots require a Load Schedule. Please contact your electrician for assistance.</small>			